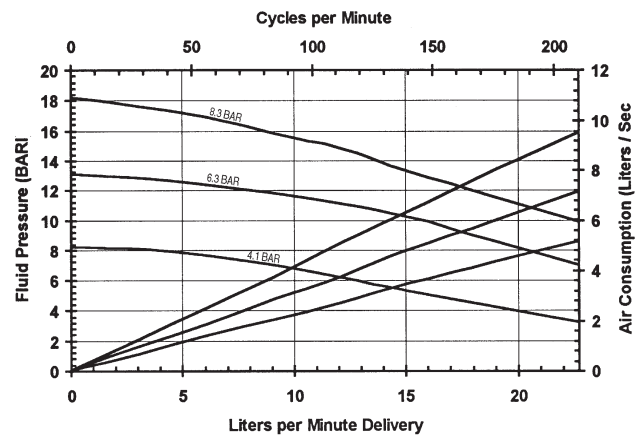
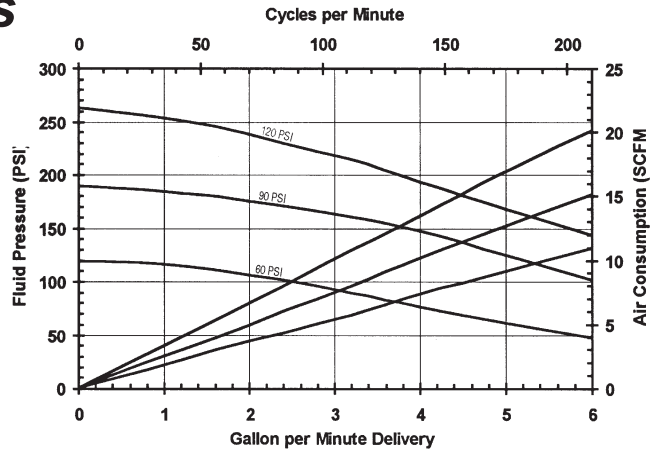
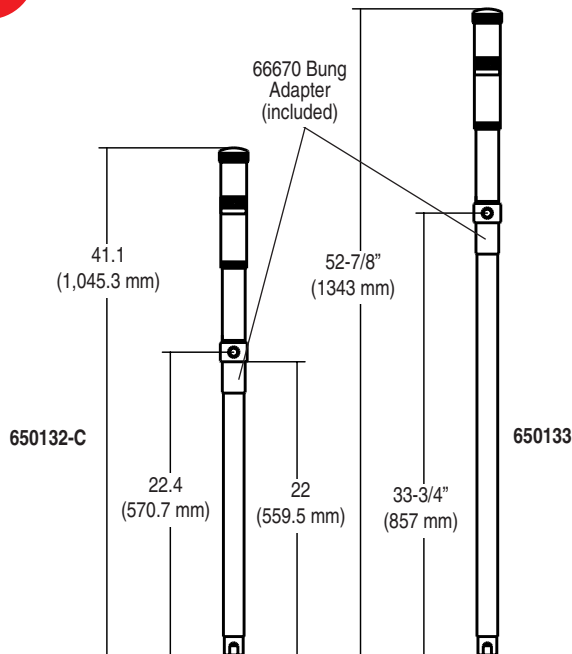


Performance Specifications

AIR INLET PRESSURE RANGE:	30-150 (2-10.2 bar)
FLUID PRESSURE RANGE:	60-300 PSI (4-20.4 bar)
MAX. REC'D CYCLES PER MINUTE:	120
DISPLACEMENT In ³ (cm ³) PER CYCLE:	7.2 (117.9)
CYCLES PER GALLON (LITER):	32 (8.4)
FLOW @ 120 CYCLES PER MINUTE:	4-GPM (15.1-lpm)
NOISE LEVEL @ 60 PSI:	77.8 db(A)
LOWER PUMP MATERIAL:	316 Stainless Steel
PLUNGER MATERIAL:	316 Stainless Steel
CYLINDER MATERIAL:	Stainless Steel
AIR MOTOR:	60702
MOTOR REPAIR KIT:	66098
MOTOR DIAMETER:	2" (5.2 cm)
STROKE:	6" (15.2 cm)
AIR INLET:	1/4" NPT (F)
LOWER PUMP REPAIR KIT:	637044 (Teflon) 637045 (UHMW-PE)
MATERIAL INLET:	1" NPT (F)-Stub Model Immersed-Drum Model
MATERIAL OUTLET:	1/2" NPT (F)
WEIGHT LBS. (Kgs.):	16 (7.2) Stub Model 19 (8.6) Drum Model



Dimensional Data



Accessories

AIR F/R/L:	C28123-600
Wall Mount:	61113
Muffler:	61879
AIR Line Oil:	62274
Siphon Hose:	67140-1 (5 Gal.) 67140-2 (55 Gal.)

See Page 35 for Piston Pump Accessories



C28123-600

Ordering

Stub Mounted Base Model

6 5 0 1 3 2 - C (Teflon Packings)

55-Gallon Base Model

6 5 0 1 3 3

55-Gallon Base Model

6 5 0 1 3 3 - 1 (UHMW-PE Packings)

5-Year Warranty!

