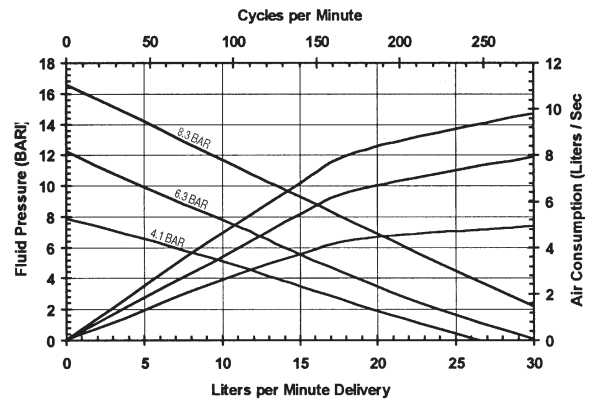
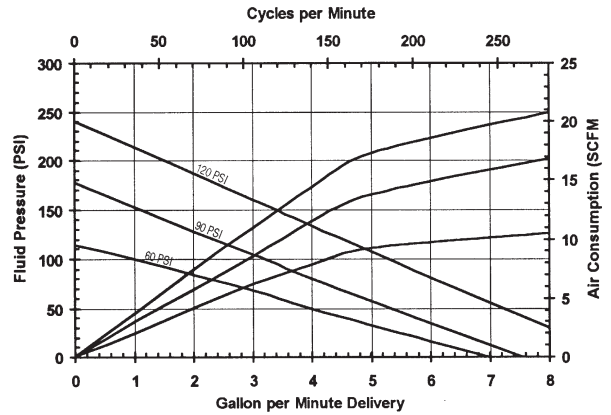
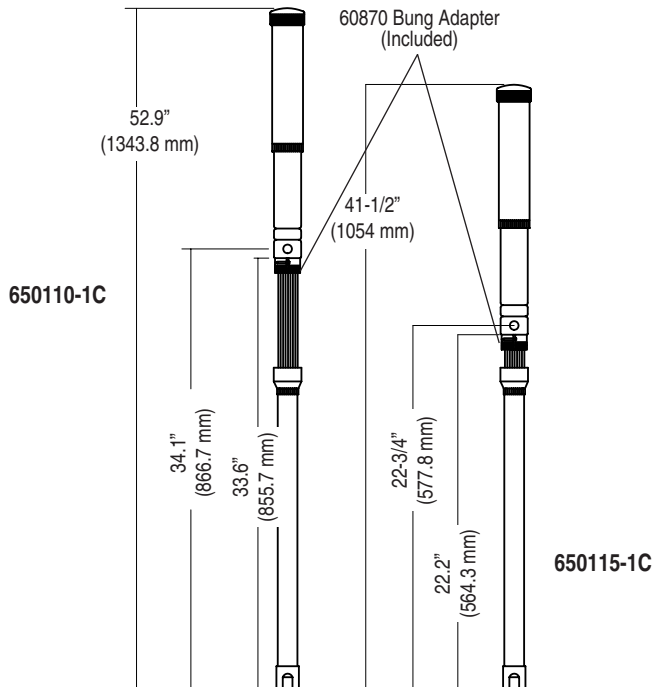


Performance Specifications

AIR INLET PRESSURE RANGE:	30-150 (2-10.2 bar)
FLUID PRESSURE RANGE:	60-300 PSI (4-20.4 bar)
MAX. REC'D CYCLES PER MINUTE:	120
DISPLACEMENT In ³ (cm ³) PER CYCLE:	7.2 (117.9)
CYCLES PER GALLON (LITER):	32 (8.4)
FLOW @ 120 CYCLES PER MINUTE:	4-GPM (15.1-lpm)
NOISE LEVEL @ 60 PSI:	77.8 db(A)
LOWER PUMP MATERIAL:	Carbon Steel
PLUNGER MATERIAL:	Carbon Steel
CYLINDER MATERIAL:	Carbon Steel
AIR MOTOR:	60702
MOTOR REPAIR KIT:	66098
MOTOR DIAMETER:	2" (5.2 cm)
STROKE:	6" (15.2 cm)
AIR INLET:	1/4" NPT (F)
LOWER PUMP REPAIR KIT:	637029 (Teflon) 637028 (UHMW-PE)
MATERIAL INLET:	1" NPT (F)-Stub Model Immersed-Drum Model
MATERIAL OUTLET:	1/2" NPT (F)
WEIGHT LBS. (Kgs.):	12 (5.4)



Dimensional Data



Accessories

- AIR F/R/L: C28123-600
- Wall Mount: 61113
- Muffler: 61879
- AIR Line Oil: 62274 (1 Quart)
- Siphon Hose: 65986 (5 Gal.)
65986-1 (55 Gal.)



See Page 35 for Piston Pump accessories.

C28123-600

Ordering

Stub Mounted Base Model

6 5 0 1 1 5 - 1 C

Teflon Packings

55-Gallon Base Model

6 5 0 1 1 0 - 1 C

5-Year Warranty!

